




2025 Cub Resident Camp



Parent/Leader Guide

Scouting America
Hawkeye Area Council

319-862-0541 Main Office
660 32nd Ave SW, Cedar Rapids IA 52404

Table of Contents

Welcome to your camp!	3
Experience Tells Us	4
Cub Scout Resident Camp: July 11-13	5
Know Before You Go	8
Refund Policies	8
Camperships and Financial Assistance	8
Packing List	8
Discipline	9
Health Information	9
Annual Health & Medical Record Forms	9
Medication (Doctor Prescribed)	9
Medication (Over the Counter/Non-Prescribed)	9
Medication Check-in	10
Health Office & Medical Emergencies	10
Health & Accident Insurance	10
Camp Health and Safety	11
Curfew and Quiet Time	11
Drugs and Alcohol	11
Firearms and Weapons	11
Fires	11
Fireworks	11
Fishing	11
Hazing	11
Knives, Saws, and Axes	12
Open-Toed Shoes	12
Personal Property	12
Pets	12
Smoking	12
Tree Cutting	12
Uniforms	12
Vandalism, Destruction of Camp Property	12
Lost and Found	12
Media	12
Vehicles	13
Getting Ready to Leave Camp	13
Youth Protection	13
Youth Protection Training	13

Color Coded Wrist Bands	13
Sign In & Sign Out	13
Camp Services	14
Campsites	14
Individual Tents for Campers	14
Mail Service	14
Telephone	14
Cell Phones	14
Trash & Recyclables	14
MENUS AND SPECIAL DIETARY CONCERNS	15
Allin Dakin Dining Hall Procedures	15
Trading Post	15
Emergency Procedures	16
Fire, Lost Person, or Lost Swimmer	16
General Fire Safety Precautions	16
Storm or Strong Winds	16
Outdoor Hazards	16
High Temperature/Humidity Plan	16
Earthquakes	16
Health Forms	17
Questions?	21
Directions to Camp	21
Map of HHCSR	22


Welcome to your camp!

Dear Leaders:

Welcome to Howard H. Cherry Scout Reservation and the Hawkeye Area Council! Thank you for taking the time out of your busy schedule to plan and lead your Pack at summer camp. Scouting teaches youth important lessons in character, leadership, and the value of positive achievement. These lessons will serve as guideposts that will last them the rest of their lives, and I sincerely appreciate all your efforts on their behalf.

Our Scout Reservation is nearly 400 acres of prime real estate in the great outdoors, located near the Wapsipinicon River. Our camp features a swimming pool, climbing tower, COPE Course, an energetic and supportive staff, beautiful facilities, and so much more. This is a place with rich history and a bright future to offer your Scouts a one- of-a-kind experience. On behalf of the leadership and staff of the Hawkeye Area Council, thank you for volunteering to lead your Scouts on their Summer Camp adventure. Without your volunteer service there would not be a Scouting America. We sincerely hope that you enjoy the adventure too!

Yours in Scouting,



Sarah Dawson
Scout Executive/CEO

Hello from camp!

You are choosing to come to a very special place for building memories for a lifetime. The Howard H. Cherry Scout Reservation offers outdoor adventure, leadership, citizenship, as well as unit and personal growth.

Camping and outdoor experiences are an integral part of the Scouting tradition; every Staff member is offering their best to encourage lifelong Scouting fun. Our programs are designed for teaching basic skills for Scouts as well as providing opportunities for adult leaders to excel or test new skills.

This 2025 Leader/Parent Guide is for you! It is a tool to help you prepare your Scouts for their journey this summer, and to ensure that you can feel confident and ready to send your Scouts out to have a great and safe time at camp. Please take the extra time to thoroughly read through the guide as there may have been changes since your last visit. These changes have been made to provide your Scout with the best possible program.

We are happy to be working with your Scouts at HHCSR this year. Our continued goal is to provide the very best program through our qualified, talented staff. The staff is dedicated to working tirelessly to ensure that your Scouts are having the very best camping experience possible. Please don't hesitate to reach out with any questions.

Thanks!

Wes Schmidt-Rundell
Becca Fields
HHCSR Admin Team
CampDirectorHHCSR@gmail.com

Experience Tells Us...

Whether it is your first time at camp, or you have attended many other events at Howard H. Cherry Scout Reservation (HHCSR), this camp guide is a collection of what experience has taught us regarding how to prepare for and get the most out of summer camp.

Hold a parent information meeting!

Review the contents of this camp guide, especially check-in times, packing list, and registration information. If you would like someone from the camping committee to attend your camp parent information meeting, please contact the Council Service Center to make arrangements.

There's more to camp than advancement!

Scouts typically remember how much fun they had at camp; not how many rank advancement items were completed or awards they earned. While camp provides advancement opportunities, the Hawkeye Area Council and our Camping Committee emphasize having a balance of advancement and age-appropriate FUN!

Review the program for what is being offered at camp!

Our staff work to find balance between new activities for the Scouts while maintaining those camp-only experiences that are a hit, year-in and year-out. We may not have the time or the facilities to complete all listed requirements for a particular adventure, but we will do our best. Some requirements can be handled at home, or at a Den or Pack meeting.

Encourage all your Scouts to attend camp!

Even if a Cub Scout has taken part in some of the planned activities before, he or she will still have a great time at camp. Since every year or event can be a new experience, let him or her enjoy the time to have fun in the outdoors with friends who share the same enthusiasm about Scouting!

Enjoy the camp and the outdoors!

Explore our camps during free time. Take the time to enjoy the great outdoors and the beauty of camp. It is a big part of the Howard H. Cherry Scout Reservation experience.

Come to camp prepared!

Help your Scouts, leaders, and parents get organized with information on where to go and what to do. While there is a lot of fun in all areas of the Scout program, camping is first and foremost in every level of Scouting. Remember, the word "outing" in Scouting!

Keep your Scouts busy!

Having nothing to do is no fun at all. Pre-planning can fill that void.

Be Flexible!

Not everything goes exactly as planned. "Planned" activities may need to change for a number of reasons.

Communicate!

If you have a need, request, or suggestion for our cub camping program, please let the Camp Director, Program Director, Ranger, or Council know as soon as possible. We have great people planning these events, but there is always room for improvement.

Have Fun!

Cub Scouting is a game, and, if played by the rules, is enjoyable for all. Maintaining a positive attitude goes a long way for the Scouts to stay focused and being able to look back on all that has been accomplished during camp.

In an effort to limit confusion and improve the camping experience, we have made Cub Resident, Cub Overnight, and Cub Family Camp into one awesome weekend. Cubs and their families can choose between one- and two-night camping options.

Cub Scout Resident Camp: July 11-13

Grades: Entering grades 1 – 5th grades in fall of 2025

Dates: July 11-13, 2025

Two Options below



Two Night Option

Youth - \$175

Early Bird (By May 1, 2025) = \$160

Late (After June 20, 2025) = \$190

One Night Option

Youth - \$150

Early Bird (By May 1, 2025) = \$135

Late (After June 20, 2025) = \$165

Register before May 1 for early bird pricing

Who Should Attend?

Cub Scout Resident Camp is an action-packed weekend camping experience for experienced and first-time campers alike. Camp is designed to be enjoyed by family units, including siblings! Scouts are encouraged to attend with their pack. Scouts can attend without adult guardians so long as an Adult-Youth Ratio of 5:1 is maintained. The activities are planned specifically for each grade level and will greatly aid leaders in helping their energetic Scouts to try new skills in the great outdoors. Scouts will be instructed in a variety of adventures from the new Cub Curriculum throughout their entire stay at camp. Emphasis has been placed on elective adventures to help Dens work on advancement activities throughout the year. Each Scout and adult in attendance will receive a patch, and Scouts will receive a camp t-shirt.

Scouts are grouped in dens by grade level and will rotate through pre-set grade appropriate activity blocks. Fun activities include shooting sports, climbing, swimming, crafts, advancement opportunities, and organized campfires with camper participation.





Adult to Child Ratio

For this three-day, two-night camp, each pack must be under the leadership of its own adult leaders with a minimum of two adults (at least 21 years of age or older) at camp 24-hours per day. The Cub Scout ratio of 1:5 must be maintained. Packs should work this out as families are sending in registrations – we will not keep track of whether packs are satisfying this ratio at the Council Service Center. Packs are always encouraged to send more than the minimum number of leaders and are encouraged to register together to ensure adequate supervision.

Tiger Cubs (entering 1st grade in the fall) must be accompanied by an adult and provided 1:1 supervision.

If a Scout is not attending with their pack/den, the Scout needs to be accompanied by a parent or guardian. If the person attending is not the parent or guardian, they must register with the Pack, which includes taking Safeguarding our Youth Training. If the adult is not a parent of the child, they may not share a tent with the child. For families with more than one child in Scouting, it is permissible for one parent to bring multiple children. It is not, however, permissible for one parent to bring multiple children from different families unless attending as a pack/den.

Program – What Will They Be Doing?

Upon arrival at camp, Scouts will be given a sheet detailing the daily schedule, rotation schedule, and adventure requirements to be completed. A den guide will lead the campers through a rotation of program areas in the morning and afternoon with activities such as swimming, archery, shooting sports, bouldering wall, climbing tower, handicraft, and other elective areas. Leaders are encouraged to have an adult with each group of Scouts for all programs.

Provisional Campers

If you can't make it as a Pack or if parents can't make it for the weekend, make sure your families know they can register for any of our summer camps on an individual basis!

Pre-Camp Swim Test

Units can complete a pre-camp swim test prior to coming to camp. The test must be completed by a qualified test administrator and is good for one year from testing date. The test administrator **MUST ATTACH** their current certification to the Swim Classification Form or testing will be **INVALID** and require a retest. Qualifying certificates are Scouting America Aquatics Director, Lifeguard, and Scouting America Aquatics Supervision. The Unit Swim Classification Form can be found online at www.HawkeyeScouting.org/camping/cubscoutcamping.

Any camper not listed on the Unit Swim Classification Form will be labeled a non-swimmer until they have completed a swim classification test in camp. The Aquatics Director can retest anyone at any time. It is observed that the swimmer's classification and ability are not the same.

**Cub Scout Resident Camp requirements to be covered will be posted on
<https://HawkeyeScouting.org/camping/cubscoutcamping>**

Schedule

Day 1 – Friday, July 11th	
1:00PM – 3:00PM	Check In, Orientation, Swim Checks
3:00PM – 5:45PM	Campsite Orientation, Adult Leader Meeting, Den Time
6:00PM – 7:00PM	Dinner
7:15PM	Opening Flag Ceremony
7:30PM	Opening Campfire
10:00PM	Lights Out!
Day 2 - Saturday, July 12th	
7:00AM	Flag Ceremony
7:15AM – 8:15AM	Breakfast
8:30AM – 12:15PM	Morning Program Rotations
12:15PM – 1:15PM	Lunch
1:15PM – 5:00PM	Afternoon Program Rotations
5:00PM – 6:00PM	Skit Practice, Break
6:00PM – 7:00PM	Dinner
7:15PM	Flag Ceremony
7:30PM	Interfaith Chapel Service
7:45PM	Campfire - Led by the dens!
10:00PM	Lights Out!
Day 3 - Sunday, July 13th	
7:00AM	Flag Ceremony
7:15AM – 8:15AM	Breakfast
8:30AM – 10:30AM	Open Program Areas!
10:30AM – 11:30AM	Campsites – Pack Up and Checkout
11:45AM	Closing Flag Ceremony
12:00PM	Depart

Know Before You Go

Refund Policies

If it is necessary for a Scout to cancel his/her summer camp reservation prior to coming to camp a refund request can be submitted to the council for review. **The refund form must be filled out and submitted to the Council Service Center no later than 5 days after the end of the camp that was to have been attended.** Refund requests will be reviewed as they're received, and the unit or family will be notified of the refund decision. Fees are not refundable for homesickness or dismissal from camp.

Refund request forms are available online at www.HawkeyeScouting.org/camping/cubscoutcamping.

Camperships and Financial Assistance

The purpose of the Hawkeye Area Council Campership Fund is to aid Scouts who would otherwise not be able to afford the cost of attending a Hawkeye Area Council summer camp program. These applications are confidential and are reviewed by a volunteer committee. Consideration will be given to those whose units participate in the Annual Friends of Scouting Campaign, Fall Popcorn Sale and whether the Scout participates in any supplemental fundraising opportunities to help him/her raise funds for camp. Campership request forms are available online at: www.HawkeyeScouting.org/camping/cubscoutcamping

Campership funds are available only to Scouts registered in the Hawkeye Area Council.

Applications are due by April 1, 2025. Recipients will be contacted prior to Early Bird closing.

Packing List

Clothing Items

- ☐ Scout Uniform
- ☐ Socks for the week
- ☐ Sweater or Jacket
- ☐ Appropriate swimwear and Towels
Females must wear one piece swimsuits
- ☐ Rain Gear
- ☐ Underwear for the week
- ☐ Hiking Boots/Gym Shoes
- ☐ Shorts, Jeans or Pants
- ☐ Shirts—no sleeveless or tank tops

Camping Gear

- ☐ Sleeping Bag
- ☐ Ground Cloth
- ☐ Pack or Duffel Bag
- ☐ Water Bottle
- ☐ Small pillow
- ☐ Dirty Clothes Bag
- ☐ Bedroll/air or foam mattress

Personal Items

- ☐ Toothbrush & Toothpaste
- ☐ Comb/Brush
- ☐ Soap
- ☐ Bath Towel & Washcloth
- ☐ Deodorant
- ☐ Shaving Gear (If needed)

Camp Necessities

- ☐ Flashlight w/Extra Batteries
- ☐ Clothesline w/Pins
- ☐ Personal First-Aid Kit
- ☐ Personal Mess Kit
- ☐ Pocket Knife (NO SHEATH KNIVES)
- ☐ Bug Spray
- ☐ Compass
- ☐ Sunscreen (SPF 30+)
- ☐ Camera
- ☐ Spending Money

VERY IMPORTANT

- ☐ Completed BSA Annual Health and Medical Record Form
- ☐ Copy of medical insurance card
- ☐ Prescription Medications in original container

Make sure all items are marked with Scout name and Pack number!

Discipline

Parents and unit leaders are responsible for the discipline and order of their own child or pack. The camp staff will not assume responsibility for or interfere with unit discipline unless it directly involves the health and safety of Scouts or the parent/unit leaders are not present at the time of the problem. The Camp Director will be apprised of any problem by the staff member and will refer them to the parent or leader of the unit. No arrangements may be made to send someone home before informing the Camp Director of the situation.

Health Information

Annual Health & Medical Record Forms

All youth and adults who are attending camp will be required to have an up to date Scouting America Annual Health and Medical form Parts A & B on file with the Health Officer. This medical form not only covers required health information but also provides consent for all activities, photographs, and other media. The Annual Health and Medical Form is valid through the end of the 12th month from the date it was signed. The form must remain valid through the end of the camp dates being attended. Units should provide photocopies of the original forms for each person along with a copy of the family's medical insurance card. Any person who arrives without a current medical form may not stay in camp. Copies of the medical forms can be found at the end of this guide.

Medication (Doctor Prescribed)

All medication(s) must be turned into the health officer at the time of check-in for proper distribution. All medication containers should be placed in a plastic bag with the Scout's name and unit number on the bag for easy identification. Any special instructions, in addition to the information on the container, should be placed in the bag. It is the responsibility of each Scout to make sure they come to the health officer to receive medications at the appropriate times. Verbal reminders will be given at mealtimes, but ultimately it is the Scout's (and their leader's) responsibility to go to the camp health office. Medications will be distributed by a leader from the Scout's unit and recorded by the unit leader on the daily medication sheet provided by the camp.

Medications are dispensed according to the instructions on the container. If the prescription has changed (the dosage or the time of day) the doctor must provide new instructions in the form of a new label for the medication or in a written letter from the doctor.

This is a state law, as well as a National Scouting America camping standard.

All prescription and non-prescription drugs shall be in their original containers. All medications (including those needing refrigeration) are to be locked up in the camp health office. The only exception is for medications, which must always be carried including asthma inhalants, bee sting kits, Epi-pens and nitro glycerin pills.

MEDICATIONS MUST BE IN THEIR ORIGINAL CONTAINERS!

Medication (Over the Counter/Non-Prescribed)

Several non-prescription medications are available at the Health Office. By signing the Allergies/Medications Consent Section on Part B of the Scouting America Health and Medical Form, you are authorizing the health officer to dispense any over the counter/non-prescriptions to your Scout while at camp.

Medication Check-in

All youth and adults will need to pass through a medical pre-screening during check-in. Following this, they must turn in health forms to the health officer. This is where you will be cleared to take the swim test. Please make sure that all medicine to be turned in is well marked and all medical forms are up to date and complete including signatures from parents or legal guardians.

Health Office & Medical Emergencies

The outside entrance to the Health Office is on the west side of Dakin Dining Hall. At night, ring the bell next to the door to alert the health officer.

The Health Office is intended only for the temporary care and treatment of sick or injured campers. Individuals that are seriously injured will be transported to the emergency room of a local hospital in Cedar Rapids, Iowa, or sent home to receive more adequate care. St. Luke's Hospital is our primary care provider, but campers may be transported elsewhere upon request. To reduce the chances of spreading illness throughout the camp, individuals who are ill prior to, or become ill while at camp may be asked to leave camp until they are well. Additionally, we ask that parents and leaders do not send/bring sick Scouts to camp.

Health & Accident Insurance

The Hawkeye Area Council, Scouting America currently provides health and accident insurance for campers registered with the Hawkeye Area Council. For all Out-of-Council campers, insurance is the responsibility of the unit and the Scout's parents unless otherwise covered by their home Council.

ACCIDENT REPORTING - All accidents, no matter how slight, must be reported to the health officer so that they may be recorded. First Aid facilities are provided under the supervision of a qualified adult. A health officer will always be on duty during camp.



Camp Health and Safety

Howard H. Cherry Scout Reservation is a year-round facility maintained by the Hawkeye Area Council. The primary responsibility of maintaining the facilities at camp rests with the Camp Ranger and a dedicated corps of volunteers which includes the Council Camping Committee. The continued existence and improvements of the summer program is dependent upon the care that is taken to assure the best quality camping equipment and facilities of the camp. Scouts and visitors are asked to use all walking paths when hiking around camp and live by the Outdoor Code and Leave No Trace policies. Scouts and leaders need to be aware that they must be respectful of the facilities of Howard H. Cherry Scout Reservation and to follow the Scout Oath so that others may enjoy it also. The law of the camp is the Scout Law.

The policies herein are meant to cover many health and safety needs and provide general courtesies for all our campers at HHCSR. They are not “all inclusive;” other policies may be set forth by the Camp Director and/or the Hawkeye Area Council as needed. Leaders: Please review these policies with your Scouts and their parents prior to arriving at camp.

Curfew and Quiet Time

Rest at camp will affect the person's ability to function in a cheerful and safe manner. Leaders are expected to set the example by respecting quiet times for the benefit of neighboring campers and themselves. Please keep conversations low and activities to a minimum between the hours of 10:00 pm and 6:30 am.

Drugs and Alcohol

The Scouting America alcohol/drug policy will be strictly enforced. No alcohol or drugs are to be in camp. Use and/or possession of either at camp is a one time - no exception offense and will result in the removal from camp.

Firearms and Weapons

These may not be brought to camp. Only council owned firearms and bows may be used with council provided ammunition. Firearms are only to be used at approved ranges, under the supervision of a Certified Instructor. Failure to comply will result in dismissal from camp.

Fires

Fires are a potential hazard in camp, particularly if drought conditions exist. Campers must be cautious with fire following the guidelines of the Camp Fire Guard Plan and Outdoor Code. During times of extreme drought or high heat, a ban on open fires may be imposed. You will be notified when and if those conditions are in effect. Campfires in sites must be controlled to a reasonable size and must be contained with the fire rings provided and tended and dead out before retiring for the night or leaving the campsite.

Fireworks

Fireworks of any type are prohibited in camp. Unit leaders are responsible for enforcing this rule. Any Scout found to be in possession of fireworks, including rocket engines, will be sent home from camp.

Fishing

Fishing is permitted during daylight hours. Iowa Fish and Game Commission laws must be observed. A fishing license is required to fish in accordance with Iowa State Regulations for those over the age of 16. You may bring your own fishing equipment, or you can check out equipment, including worms. Everyone must wear a Personal Floatation Device (PFD), while fishing along the shore.

Hazing

Hazing has no place in Scouting. Physical violence, hazing, bullying, theft, and verbal insults have no place in the Scouting program and may result in removal from camp.

Knives, Saws, and Axes

While knives are not required for any portion of the program, the staff acknowledges that pocketknives are often an integral part of the outdoor Scouting experience. These tools may be used only in campsites and program areas. All carriers of pocketknives **must carry a current Whittling Chip card**, which must be produced when requested by a staff member. Sheath knives are not permitted at camp. Proper axe-yards and Whittling Chip rules must be followed.

Open-Toed Shoes

Footwear, such as sandals, flip-flops or crocs are permitted in the shower house, pool area, and tents. For your own protection, when hiking to and from these areas, or around camp, sturdy closed-toe shoes (boots or sneakers) are required.

Personal Property

A Scout is Trustworthy; however, on rare occasions, a Scout is still learning the meaning of that point. The Hawkeye Area Council cannot be responsible for loss or damage to personal property at camp. Stress security in your campsite. Scouts should be encouraged to lock their valuables in a trunk or footlocker when they are not in use and take normal precautions of not leaving cash or other valuables lying out in the open. Report any thefts immediately to the Camp Director, Program Director or Camp Ranger.

Pets

Pets are not permitted in camp at any time during the camping season. This policy does not pertain to service animals.

Smoking

Smoking by adults over the age of 21 is allowed only in designated areas (the north end of the camp parking lot) and out of the view of youth. Please be responsible for properly disposing of your waste. Youth under the age of 21 are not permitted to smoke and are not allowed in the smoking area.

Tree Cutting

Cutting down of standing trees alive or dead is prohibited. Any trees and branches that are already on the ground may be used by units for campfires or gateway projects.

Uniforms

Cub Scouts participating in Resident Camps should have and properly wear a Scout uniform while in camp for morning flag, breakfast, evening flag, dinner, camp-wide campfires and chapel service. Units are encouraged to hold uniform inspections prior to camp to make any necessary corrections. Please request that Scouts leave articles of clothing at home which may advertise or promote anything that may contradict the values and ideals that Scouting is trying to teach.

Vandalism, Destruction of Camp Property

Vandalism and pranks are not only contrary to the values of Scouting, but can result in significant financial loss, injury, loss of program, and potentially closing of the camp, affected facility, or program area. There is a fine line between harmless fun and taking things too far. Any Scout or unit that takes part in vandalizing, destruction or theft of camp property will be held financially responsible for all losses incurred and may face expulsion from camp without refund of camping fees.

Lost and Found

The camp lost and found table will be in front of the dining hall. If the item is valuable, it will be kept at the Troop Service Building. Leaders need to remind Scouts to have their personal items marked with name and unit number. Each Scout needs to take care of and safeguard his/her personal property

Media

The Camp Director should be notified of all media in camp. Staff will provide media escort and supervision.

Vehicles

The safety of all Scouts, leaders, and visitors is of high importance. Upon entering through the main gate of the camp all vehicles must abide by the 10-mph speed limit. All Scouts, leaders, and visitors must park in the main parking lot which is located by the Dakin Dining Hall. Only designated camp service vehicles including Camp Rangers, Camp Management, camp gators, mowers, maintenance vehicles and medic are allowed on the service road. Personal gators, golf carts, or ATV's are not allowed. The camp has two gators that can be used to transport Scouts and leaders who have mobility or physical disabilities to program areas and campsites. Please let the Camp Director know in advance if you have Scouts or leaders that need transportation assistance.

Getting Ready to Leave Camp

- Make sure campsite is clean, and nothing is left behind.
- If anything was lost, check the lost and found area before leaving.
- Turn in the camp survey form.
- Return any items in the same condition as checkout.
- Sign out of camp on the camper log just before leaving.

Youth Protection

We take our responsibility for the welfare of youth entrusted in our care very seriously. For that reason, policies have been established which pertain to the control of visitors on camp property, release of youth from camp, and verification of no-shows at camp. Policies are summarized below and will be discussed as part of the orientation upon arrival at camp.

Any non-parent/guardian accompanying a child to a Cub Overnight must be registered as a leader in the Pack, including completion of a Criminal Background Check, and have taken Youth Protection Training.

Youth Protection Training

If you or any other adult leaders have not had Scouting America's Youth Protection Training since July 13, 2023, you are required to take it before coming to camp. The course is available online at my.scouting.org.

NOTE: ALL SCOUTING AMERICA STAFF AND VOLUNTEERS ARE MANDATED REPORTERS.

Color Coded Wrist Bands

These are issued to all adults and Scouts upon arrival at camp and must always be worn to properly identify to others that you belong in camp. In the event a wristband is lost, a replacement is available at the Camp Office. Your cooperation, as a leader in enforcing the wristbands and your adult's registration will help the staff make sure your Scouts are in a safe environment.

Sign In & Sign Out

All visitors must report to the Camp Office located in the Troop Service Building to sign-in and sign out. Temporary visitor passes are issued to those people who are in camp for a limited time. This policy does not apply during family night activities. Whenever a camper, leader or staff member enters or departs camp, he/she must sign-in and sign-out at the office. Anyone suspected of being an unauthorized person should be reported to the nearest program area director, leader, or staff member who will contact the Camp Director. This procedure will be modified during family night.

Camp Services

Campsites

Each campsite is equipped with running water and a latrine. A list of emergency procedures, a duty roster assigning campers to clean the latrine daily, and a fireguard chart must be posted on the campsite bulletin board. Our camp will provide the following items for each campsite.

- Flagpole
- 3 barrels for recycling, aluminum cans, and trash
- Firefighting equipment: shovel, rake, Indian pump, fire cans, and water barrel
- Picnic tables
- Latrine cleaning equipment: broom, hose, bucket, brush
- Toilet paper (more is available from the camp commissioner in the Troop Service Building)

Be ecologically minded. Put litter and trash in the trash receptacle...not the latrine. Put items that can be recycled in the proper container. It would be helpful if you pack out your own trash at the end of camp, disposing of it properly when you return home. This is the principle of Leave No Trace!

Individual Tents for Campers

It is requested that units provide their own tents if feasible. Camp Wakonda will only provide tents for individual campers if requested.

Scouting America National Standards apply to all tents used during summer camp. All tents in camp must meet or exceed fire-retardant specifications by the manufacturer (CPAI- 84) and signage stating "no flames in tent" is marked on, or adjacent to, each tent.

Mail Service

Outgoing mail is picked up daily from the mailbox located at the Trading Post. Incoming mail is distributed to adult leaders by the Camp Director.

Telephone

The camp telephone is used for camp business only - it is not available for personal calls. Encourage the parents of your Scouts to write, but not to call, except in the case of an emergency. This policy must be strictly enforced.

Calls to camp may be made to **319-438-1837**
Messages will be relayed as soon as possible.

Camp Mailing Address

HHCSR
(Scout's Name and Pack #)
4521 Boy Scouts Rd
Central City, IA 52214

Cell Phones

Unit leaders who need to keep in contact with home or office are encouraged to use personal cell phones.

Trash & Recyclables

Garbage cans are located throughout the camp. Scouts are reminded of their duty to be thrifty as well as clean. Trash and recycling bags are provided to help you keep your campsite clean. Trash bags should be placed in the trash receptacle next to the latrine after evening program if they are to be collected for disposal. Please do not leave any trash in your campsite at the end of your stay.

MENUS AND SPECIAL DIETARY CONCERNS

Howard H. Cherry Scout Reservation serves food from a dietitian approved menu. Our meals are balanced and are consistent with a healthy diet. It is critical that all food allergies and special dietary needs be reported to the Hawkeye Area Council **a minimum of 2 weeks prior to arrival at camp** using the Special Dietary Needs Form.

This will allow us to make the adjustments necessary to keep your Scouts and leaders safe. Our dining hall does not use peanut products. For concerns about food allergies, please have the Scout/leader ask the Commissary Director about preparation and contents.

The Special Dietary Needs Form is reserved for those with health concerns.

The form can be found online at:

www.HawkeyeScouting.org/camping/cubscoutcamping

Allin Dakin Dining Hall Procedures

Years of experience makes the dining hall procedure run smoothly. Each pack/den is assigned a table area. Scouts are to set the table before and clear items after the meal. Please pay close attention to the Dining Hall staff's instructions throughout your stay at camp. Before the meal, campers line up by pack/den on the Dakin patio. Hats must be removed upon entering the building. Food is served cafeteria style, stopping at the stations to get food. Your cooperation, patience, and understanding will be greatly appreciated so the meals run smoothly. If for any reason Scouts are not able to make any mealtimes it is mandatory that the Camp Director be notified.

Trading Post

The Trading Post is maintained for the camper's convenience. Available items include handicraft items, Scout equipment, T-shirts, gifts, gadgets, candy, and an assortment of snacks. Hours of operation will be posted at the Trading Post. Howard H. Cherry Scout Reservation is sensitive to the fact that there are individuals who have various allergies.

The main one being individuals who are allergic to peanuts. There will be a sign posted on both main entrances to the Trading Post and one to the main entrance of the Camp Office stating that there are food items that contain peanuts, peanut butter, or other various nuts and that Scouts, leaders, and visitors should use good judgement when entering the building.



Emergency Procedures

Fire, Lost Person, or Lost Swimmer

Signal: Intermittent sounding of siren.

What to do: All activities cease! Staff reports to preassigned areas. Campers/guests go to the flagpole area and line up by unit. Unit leaders will be asked to account for all Scouts and leaders to a staff member at the flagpole. All units will wait in the flagpole area for instructions.

All Clear Signal is three (3) short siren wails.

In Case of Fire in Your Area—Send two (2) runners to report the fire. Go to the closest staffed area. Make sure information is given to a staff member to be passed on to the Camp Director.

If it is safe to do so (and you will not be taking any unnecessary chances), organize the rest of the Pack with shovels, rakes, water pails and fire buckets and proceed to extinguish the fire. Remember that the safety of the Scouts and leaders is the primary concern.

General Fire Safety Precautions

- At all times, water barrels must be kept filled and used only for an emergency. (They must not be used for washing, etc.)
- Fire buckets and extinguishers must never be used except in the case of fire.
- Each unit is responsible for the observance of good fire precautions at all times. Leaves, brush, refuse, etc. should not accumulate near the tents or cooking areas. (This does not mean to rake away all leaves since this is a poor conservation practice and leads to erosion.)
- Fires are to be built only in fire rings.
- Take extra precautions on windy days.
- No fires are to be left unattended. Put them dead out before leaving your campsite or retiring for the night.

Storm or Strong Winds

Signal: Continuous sounding of siren.

What to do: All activities cease! Everyone goes to the closest Storm room or lowest lying area. Stay there until all clear signal or told by a staff member that it is safe. (Not hearing the siren is not an indication that it is safe. Electricity could be out.)

All Clear Signal is three (3) short siren calls (or truck horn, etc.).

Outdoor Hazards

In any trip to the outdoors, one may encounter annoying insects and poisonous plants or animals. Each leader should prepare Scouts to recognize and protect against such outdoor hazards. The effects of poison ivy, ticks, etc., can be minimized with good personal practices. All injuries of this type should be reported to the health officer for treatment and recording.

High Temperature/Humidity Plan

When temperatures and/or humidity become excessive, program areas will limit activities to ensure the health of all campers.

1. Provide adequate drinking water at all program areas and activities. Drinking water is vital. Encourage everyone to drink at least half a quart per hour.
2. Provide shade and use frequent breaks.
3. Encourage the wearing of hats for cooling. Also, wetting the top half of your body promotes cooling.
4. Wear light-colored loose-fitting clothing.
5. Sunscreen should be worn, particularly by persons with fair complexions. Avoid too much sun.

Earthquakes

In the event of an earthquake, move rapidly to an open area outdoors away from buildings, structures, trees, or embankments. Remain there until all clear signal is given, then assemble at the flagpoles for instructions.

Part A: Informed Consent, Release Agreement, and Authorization

Full name: _____

Date of birth: _____

High-adventure base participants:

Expedition/crew No.: _____

or staff position: _____

Informed Consent, Release Agreement, and Authorization

I understand that participation in Scouting activities involves the risk of personal injury, including death, due to the physical, mental, and emotional challenges in the activities offered. Information about those activities may be obtained from the venue, activity coordinators, or your local council. I also understand that participation in these activities is entirely voluntary and requires participants to follow instructions and abide by all applicable rules and the standards of conduct.

In case of an emergency involving me or my child, I understand that efforts will be made to contact the individual listed as the emergency contact person by the medical provider and/or adult leader. In the event that this person cannot be reached, permission is hereby given to the medical provider selected by the adult leader in charge to secure proper treatment, including hospitalization, anesthesia, surgery, or injections of medication for me or my child. Medical providers are authorized to disclose protected health information to the adult in charge, camp medical staff, camp management, and/or any physician or health-care provider involved in providing medical care to the participant. Protected Health Information/Confidential Health Information (PHI/CHI) under the Standards for Privacy of Individually Identifiable Health Information, 45 C.F.R. §§160.103, 164.501, etc. seq., as amended from time to time, includes examination findings, test results, and treatment provided for purposes of medical evaluation of the participant, follow-up and communication with the participant's parents or guardian, and/or determination of the participant's ability to continue in the program activities.

(If applicable) I have carefully considered the risk involved and hereby give my informed consent for my child to participate in all activities offered in the program. I further authorize the sharing of the information on this form with any BSA volunteers or professionals who need to know of medical conditions that may require special consideration in conducting Scouting activities.

With appreciation of the dangers and risks associated with programs and activities, on my own behalf and/or on behalf of my child, I hereby fully and completely release and waive any and all claims for personal injury, death, or loss that may arise against the Boy Scouts of America, the local council, the activity coordinators, and all employees, volunteers, related parties, or other organizations associated with any program or activity.

I also hereby assign and grant to the local council and the Boy Scouts of America, as well as their authorized representatives, the right and permission to use and publish the photographs/film/videotapes/electronic representations and/or sound recordings made of me or my child at all Scouting activities, and I hereby release the Boy Scouts of America, the local council, the activity coordinators, and all employees, volunteers, related parties, or other organizations associated with the activity from any and all liability from such use and publication. I further authorize the reproduction, sale, copyright, exhibit, broadcast, electronic storage, and/or distribution of said photographs/film/videotapes/electronic representations and/or sound recordings without limitation at the discretion of the BSA, and I specifically waive any right to any compensation I may have for any of the foregoing.

Every person who furnishes any BB device to any minor, without the express or implied permission of the parent or legal guardian of the minor, is guilty of a misdemeanor. (California Penal Code Section 19915[a]) My signature below on this form indicates my permission.

I give permission for my child to use a BB device. (Note: Not all events will include BB devices.)

☐ Checking this box indicates you DO NOT want your child to use a BB device.



NOTE: Due to the nature of programs and activities, the Boy Scouts of America and local councils cannot continually monitor compliance of program participants or any limitations imposed upon them by parents or medical providers. However, so that leaders can be as familiar as possible with any limitations, list any restrictions imposed on a child participant in connection with programs or activities below.

List participant restrictions, if any: _____

☐ None

I understand that, if any information I/we have provided is found to be inaccurate, it may limit and/or eliminate the opportunity for participation in any event or activity. If I am participating at Philmont Scout Ranch, Philmont Training Center, Northern Tier, Sea Base, or the Summit Bechtel Reserve, I have also read and understand the supplemental risk advisories, including height and weight requirements and restrictions, and understand that the participant will not be allowed to participate in applicable high-adventure programs if those requirements are not met. The participant has permission to engage in all high-adventure activities described, except as specifically noted by me or the health-care provider. If the participant is under the age of 18, a parent or guardian's signature is required.

Participant's signature: _____ Date: _____

Parent/guardian signature for youth: _____ Date: _____

(If participant is under the age of 18)

Complete this section for youth participants only:

Adults Authorized to Take Youth to and From Events:

You must designate at least one adult. Please include a phone number.

Name: _____

Name: _____

Phone: _____

Phone: _____

Adults **NOT** Authorized to Take Youth to and From Events:

Name: _____

Name: _____

Phone: _____

Phone: _____



Prepared. For Life.®

680-001
2019 Printing

Part B1: General Information/Health History

Full name: _____

Date of birth: _____

High-adventure base participants:

Expedition/crew No.: _____

or staff position: _____

Age: _____ Gender: _____ Height (inches): _____ Weight (lbs.): _____

Address: _____

City: _____ State: _____ ZIP code: _____ Phone: _____

Unit leader: _____ Unit leader's mobile #: _____

Council Name/No.: _____ Unit No.: _____

Health/Accident Insurance Company: _____ Policy No.: _____

**Please attach a photocopy of both sides of the insurance card. If you do not have medical insurance, enter "none" above.****In case of emergency, notify the person below:**

Name: _____ Relationship: _____

Address: _____ Home phone: _____ Other phone: _____

Alternate contact name: _____ Alternate's phone: _____

Health History

Do you currently have or have you ever been treated for any of the following?

Yes	No	Condition	Explain
<input type="checkbox"/>	<input type="checkbox"/>	Diabetes	Last HbA1c percentage and date: _____ Insulin pump: Yes <input type="checkbox"/> No <input type="checkbox"/>
<input type="checkbox"/>	<input type="checkbox"/>	Hypertension (high blood pressure)	
<input type="checkbox"/>	<input type="checkbox"/>	Adult or congenital heart disease/heart attack/chest pain (angina)/heart murmur/coronary artery disease. Any heart surgery or procedure. Explain all "yes" answers.	
<input type="checkbox"/>	<input type="checkbox"/>	Family history of heart disease or any sudden heart-related death of a family member before age 50.	
<input type="checkbox"/>	<input type="checkbox"/>	Stroke/TIA	
<input type="checkbox"/>	<input type="checkbox"/>	Asthma/reactive airway disease	Last attack date: _____
<input type="checkbox"/>	<input type="checkbox"/>	Lung/respiratory disease	
<input type="checkbox"/>	<input type="checkbox"/>	COPD	
<input type="checkbox"/>	<input type="checkbox"/>	Ear/eyes/nose/sinus problems	
<input type="checkbox"/>	<input type="checkbox"/>	Muscular/skeletal condition/muscle or bone issues	
<input type="checkbox"/>	<input type="checkbox"/>	Head injury/concussion/TBI	
<input type="checkbox"/>	<input type="checkbox"/>	Altitude sickness	
<input type="checkbox"/>	<input type="checkbox"/>	Psychiatric/psychological or emotional difficulties	
<input type="checkbox"/>	<input type="checkbox"/>	Neurological/behavioral disorders	
<input type="checkbox"/>	<input type="checkbox"/>	Blood disorders/sickle cell disease	
<input type="checkbox"/>	<input type="checkbox"/>	Fainting spells and dizziness	
<input type="checkbox"/>	<input type="checkbox"/>	Kidney disease	
<input type="checkbox"/>	<input type="checkbox"/>	Seizures or epilepsy	Last seizure date: _____
<input type="checkbox"/>	<input type="checkbox"/>	Abdominal/stomach/digestive problems	
<input type="checkbox"/>	<input type="checkbox"/>	Thyroid disease	
<input type="checkbox"/>	<input type="checkbox"/>	Skin issues	
<input type="checkbox"/>	<input type="checkbox"/>	Obstructive sleep apnea/sleep disorders	CPAP: Yes <input type="checkbox"/> No <input type="checkbox"/>
<input type="checkbox"/>	<input type="checkbox"/>	List all surgeries and hospitalizations	Last surgery date: _____
<input type="checkbox"/>	<input type="checkbox"/>	List any other medical conditions not covered above	



Part B2: General Information/Health History

Full name: _____

Date of birth: _____

High-adventure base participants:

Expedition/crew No.: _____

or staff position: _____

Allergies/MedicationsDO YOU USE AN EPINEPHRINE
AUTOINJECTOR? Exp. date (if yes) _____ ☐ YES ☐ NODO YOU USE AN ASTHMA RESCUE
INHALER? Exp. date (if yes) _____ ☐ YES ☐ NO

Are you allergic to or do you have any adverse reaction to any of the following?

Yes	No	Allergies or Reactions	Explain	Yes	No	Allergies or Reactions	Explain
<input type="checkbox"/>	<input type="checkbox"/>	Medication		<input type="checkbox"/>	<input type="checkbox"/>	Plants	
<input type="checkbox"/>	<input type="checkbox"/>	Food		<input type="checkbox"/>	<input type="checkbox"/>	Insect bites/stings	

List all medications currently used, including any over-the-counter medications.

☐ Check here if no medications are routinely taken. ☐ If additional space is needed, please list on a separate sheet and attach.

Medication	Dose	Frequency	Reason

☐ YES ☐ NO Non-prescription medication administration is authorized with these exceptions: _____

Administration of the above medications is approved for youth by:

Parent/guardian signature MD/DO, NP, or PA signature (if your state requires signature)

Bring enough medications in sufficient quantities and in the original containers. Make sure that they are NOT expired, including inhalers and EpiPens. You SHOULD NOT STOP taking any maintenance medication unless instructed to do so by your doctor.

Immunization

The following immunizations are recommended. Tetanus immunization is required and must have been received within the last 10 years. If you had the disease, check the disease column and list the date. If immunized, check yes and provide the year received.

Yes	No	Had Disease	Immunization	Date(s)
<input type="checkbox"/>	<input type="checkbox"/>		Tetanus	
<input type="checkbox"/>	<input type="checkbox"/>		Pertussis	
<input type="checkbox"/>	<input type="checkbox"/>		Diphtheria	
<input type="checkbox"/>	<input type="checkbox"/>		Measles/mumps/rubella	
<input type="checkbox"/>	<input type="checkbox"/>		Polio	
<input type="checkbox"/>	<input type="checkbox"/>		Chicken Pox	
<input type="checkbox"/>	<input type="checkbox"/>		Hepatitis A	
<input type="checkbox"/>	<input type="checkbox"/>		Hepatitis B	
<input type="checkbox"/>	<input type="checkbox"/>		Meningitis	
<input type="checkbox"/>	<input type="checkbox"/>		Influenza	
<input type="checkbox"/>	<input type="checkbox"/>		Other (i.e., HIB)	
<input type="checkbox"/>	<input type="checkbox"/>		Exemption to immunizations (form required)	

Please list any additional information about your medical history:

DO NOT WRITE IN THIS BOX.

Review for camp or special activity.

Reviewed by: _____

Date: _____

Further approval required: ☐ Yes ☐ No

Reason: _____

Approved by: _____

Date: _____



Page Intentionally Left Blank

Questions?

Feel free to call or write for more information or clarifications to:

Hawkeye Area Council

660 32nd Avenue SW

Cedar Rapids, IA 52404-3910



Camp Program Director:

Camp.DirectorHHCSR@gmail.com

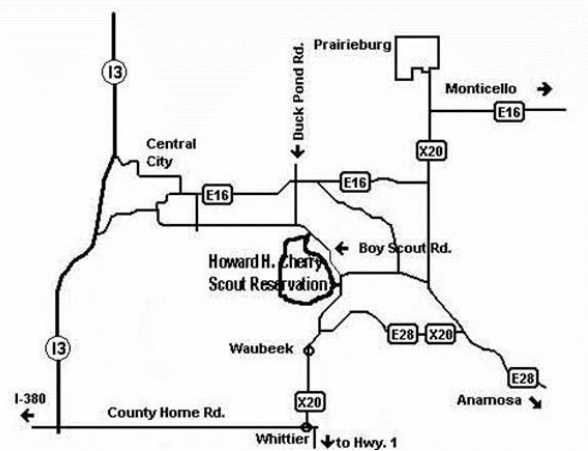
Howard H. Cherry Scout Reservation

Physical Address

4521 Boy Scout Road

Central City, IA 52214

Phone: (319) 438-1837



Directions to Camp

From Iowa City/Cedar Rapids: North on I-380 to exit 28, turn right (east) onto County Home Road (E34), go east to Hwy 13, continue east 5 miles into town of Whittier, turn left (north) onto Whittier Road (X-20), go 5 miles to town of Waubeek, turn right crossing bridge onto Boy Scouts Road, 2 miles to Camp Wakonda.

OR

North on I-380 to exit 16, turn right (east) onto IA 151/30, go east 6.8 miles to exit 259 turn right onto Hwy 151/13, continue north 11.5 miles to County Home Road (E34), turn right go 5 miles to town of Whittier, turn left (north) onto Whittier Road (X-20), go 5 miles to town of Waubeek, turn right crossing bridge onto Boy Scouts Road, 2 miles to Camp Wakonda.

From Central City: (Hwy 13) East 3 miles on E16, turn right (south) onto Duck Pond Road, go .7 miles, turn left onto Boy Scouts Road, go .7 miles to Camp Wakonda.

From Monticello: Turn right (west) onto E16, go 12.4 miles, turn left (south) on X-20, go 1.2 miles, turn right onto E16, go 2.2 miles, turn left (south) on Duck Pond Road, go .7 miles, turn left onto Boy Scouts Road, go .7 miles to Camp Wakonda.

